

# HPTO System Components

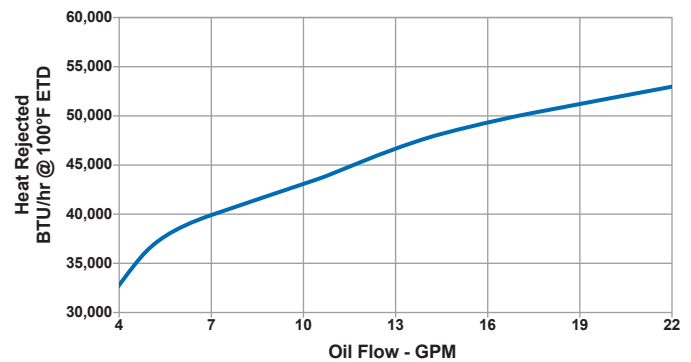
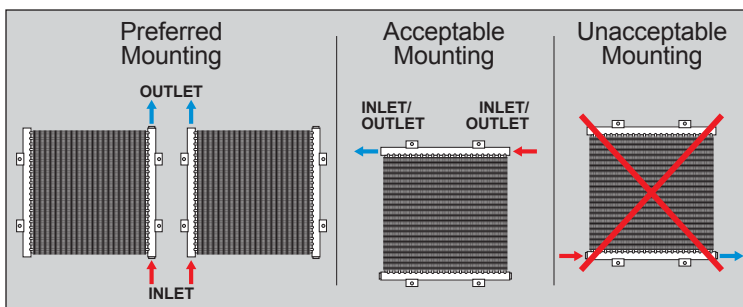
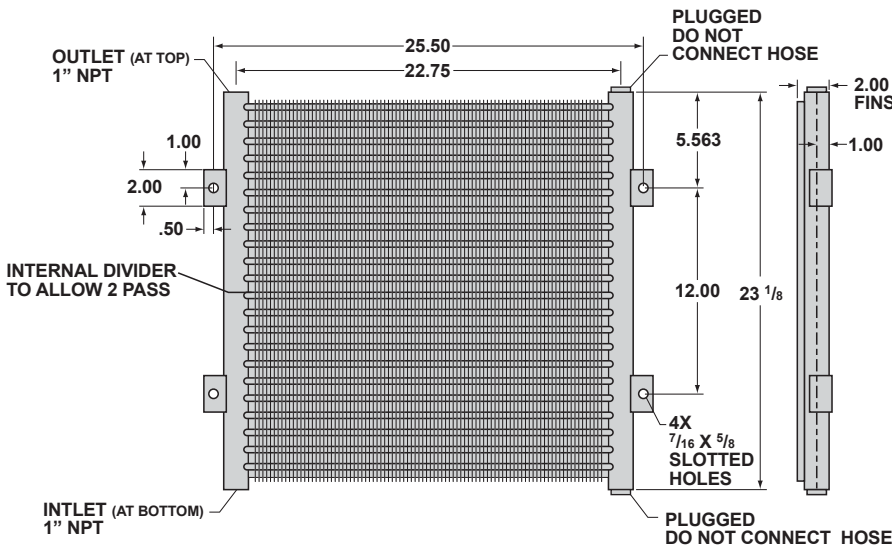


Product Specification Sheet

Compatible with HPTO14  
HPTO15  
HPTO21

## Cooler

PT Tech Part Number:	CHYFC-005
Manufacturer:	Blissfield
Manufacturer Part Number:	82010
Construction:	2-Pass, 2-Row, Steel
Maximum Working Pressure:	500 psi (34.6 Bar)
Maximum Working Temp.:	400°F (205°C)



NOTE: This cooler does not contain a cold weather bypass feature. If ambient air temperature is below 32°F (0°C) for extended periods of time, a cold weather bypass may be required to prevent exceeding the cooler's pressure rating.

Note: ETD = Entering Oil Temperature - Entering Air Temperature

## Storage

Product should be stored in a dry area that has a constant temperature.

Temperature changes in the storage area cause condensation to form inside the heat exchanger. This condensation then causes corrosion which causes product failure. This failure is not covered by the guarantee.

If this criteria cannot be met, the cooler should be stored in a sealed plastic bag with desiccant added to absorb the moisture.

### Storage Term:

**6 Months:** no specific internal corrosion protection procedures are required. All openings should be sealed with plastic plugs.

**7-24 Months:** Coolers should be flushed with oil and all openings re-sealed with plastic plugs.

**25+ Months:** Coolers should be completely filled with oil and sealed. These coolers should be flushed, inspected and re-sealed every 24 months.

---

## Installation

**Mounting:** The cooler should be mounted in such a fashion that there is no restriction to the cooling air supply. Recirculation of warmed up air must be avoided. If mounted in a closed area, sufficient ventilation must be provided. Corrosive atmospheres can cause premature failure. If mounted in a location where ambient temperature may be quite cold, allowance has to be made for high oil viscosity, and potential freeze-up. A temperature controlled by-pass valve or an additional oil heating system may be installed. Care should be taken to select a location that has reasonably clean cooling air. Dirty air fouls the unit and causes overheating. The cooler should be securely mounted to avoid injury.

**Piping:** All piping must be properly supported to prevent strain to the cooler. Pipe sizes should be based on the oil flow and pressure drop requirements, not the oil coolers connection size. Where excessive vibration may be a concern, flexible connectors should be used to eliminate stress.

---

## Maintenance

Inspect the product regularly for corrosion, and dirty or clogged heat transfer surfaces.

**External Cleaning:** This can be done by either washing the cooler with a mild cleaner (compatible with steel), or with compressed air. A power spray washer works well. Care should be taken not to damage the fins. Do not use caustic cleaners.

**Internal Cleaning:** The cooler should be disconnected, and a cleaner suitable for removing the type of deposit, yet safe on steel should be recirculated through the cooler until clean. Make sure that they are flushed thoroughly after cleaning. It may help to blow the unit out with compressed air.



1441 Wolf Creek Trail • P.O. Box 305  
Sharon Center, OH 44274  
PT Tech USA: +1 330 239 4933  
sales@pttech.com • [www.pttech.com](http://www.pttech.com)

UNITED KINGDOM OFFICE  
16 Atlas Rd, Hermitage Industrial Estate  
Coalville, Leicestershire, LE67 3FL  
PT Tech UK: +011 44 7769 159-195

PT Tech is a subsidiary of  
 **EBO Group**  
Employee Owned Companies



ISO 2001:2008  
with design